

ENVIRONMENTAL PERFORMANCE KPI - 2014

ENERGYEFFICIENCY INDICATOR:

Overall direct energy consumption:	MWh/year	186,12
Overall yearly outcome:	t/year	198,3
Energyefficiency:	MWh/t	0,938

WASTEINTENSITY INDICATOR:

Total annual waste amount:	t/year	11,25
Total annual hazardous waste amount:	t/year	0,36
Overall yearly outcome:	t/year	198,3
Wasteintensity - all waste:	-	0,0567
Wasteintensity - hazardous waste:	-	0,0018

SPECIFIC WATER USE INDICATOR:

Average water use:	m ³ /month	33,5
Average employee number:	head/month	62
Specific water use:	m ³ /head	0,54

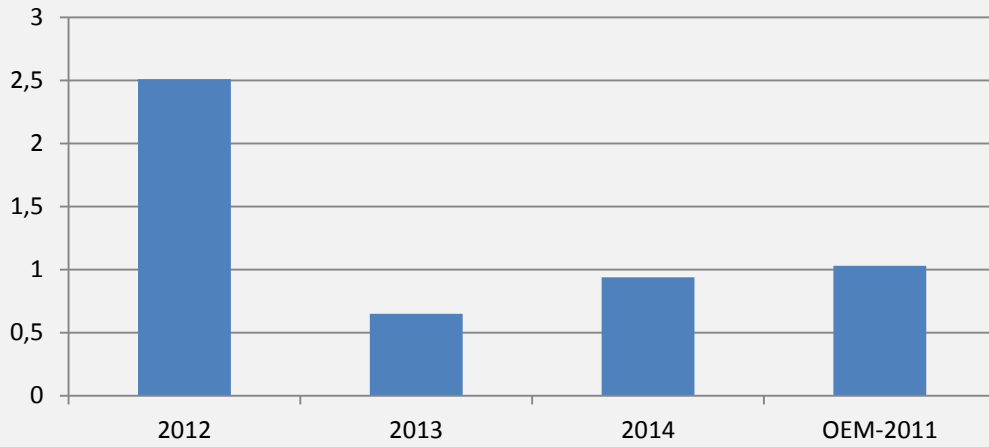
EMISSIONINTENSITY INDICATOR:

Total GHE outcome:	t CO ₂ /year	90,96
Overall yearly outcome:	t/year	198,3
Emissionintensity:	-	0,46

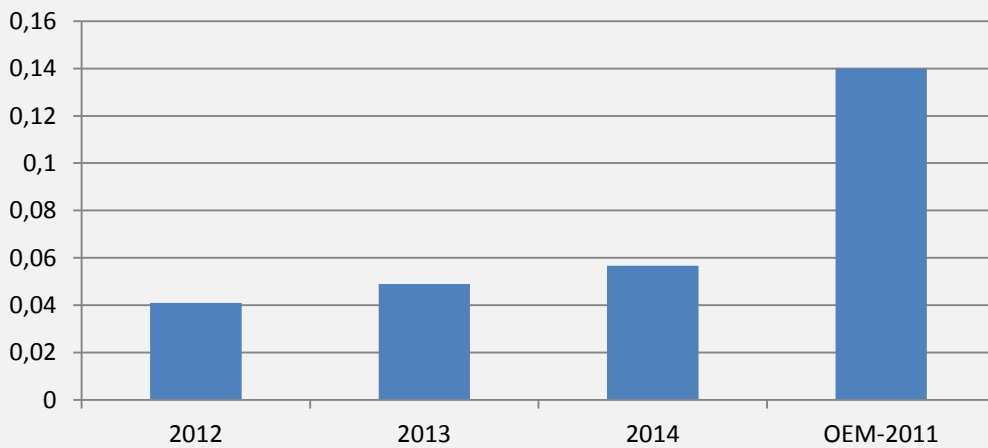
GHE - Glass House Effect



ENERGYEFFICIENCY (MWh/t)

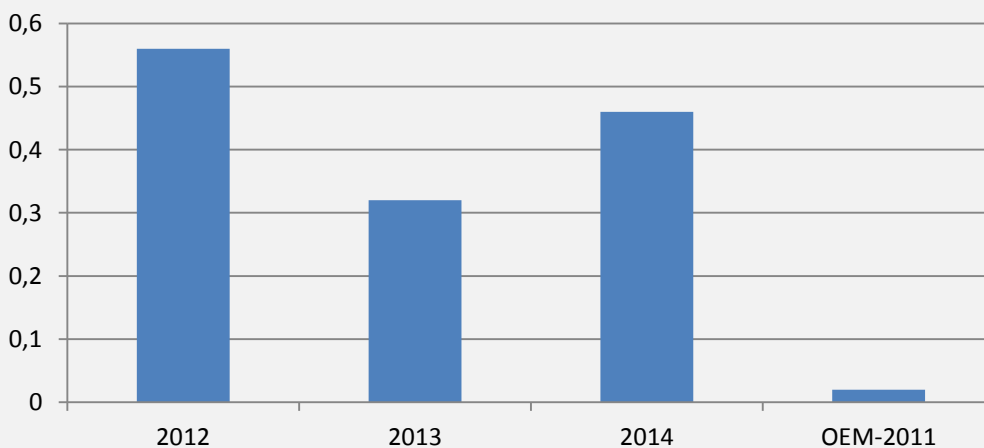


WASTEINTENSITY



Compared to the weight of products sold what proportion of the amount of waste generated .

EMISSIONINTENSITY



Compared to the weight of products sold what proportion of our emissions t CO2.