

ENVIRONMENTAL PERFORMANCE KPI - 2017

ENERGYEFFICIENCY INDICATOR:

Overall direct energy consumption:	MWh/year	204,1
Overall yearly outcome:	pc/year	149222
Energyefficiency:	MWh/pc	0,00137

WASTEINTENSITY INDICATOR:

Total annual waste amount:	t/year	11,11
Total annual hazardous waste amount:	t/year	0,26
Overall yearly outcome:	pc/year	149222
Wasteintensity - all waste:	kg/pc	0,0744
Wasteintensity - hazardous waste:	kg/pc	0,00176

SPECIFIC WATER USE INDICATOR:

Average water use:	m ³ /month	41,2
Average employee number:	head/month	65
Specific water use:	m ³ /head	0,634

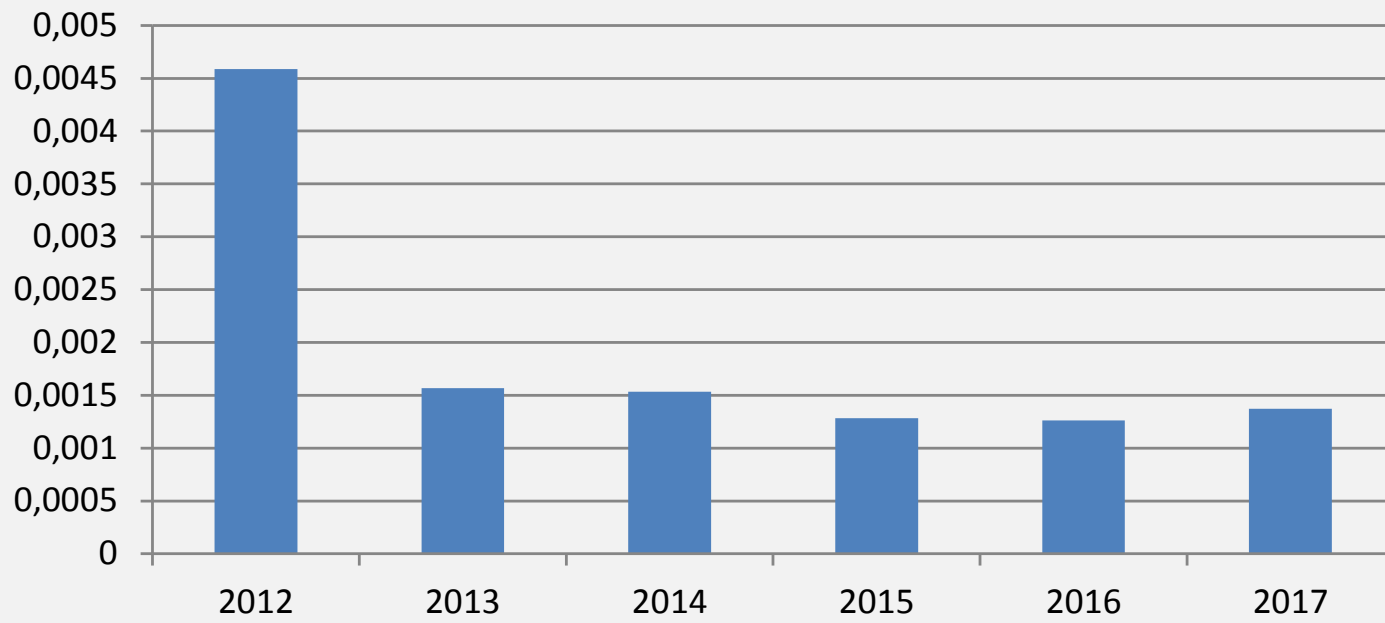
EMISSIONINTENSITY INDICATOR:

Total GHE outcome:	t CO ₂ /year	98,34
Overall yearly outcome:	pc/year	149222
Emissionintensity:	t CO ₂ /pc	0,00066

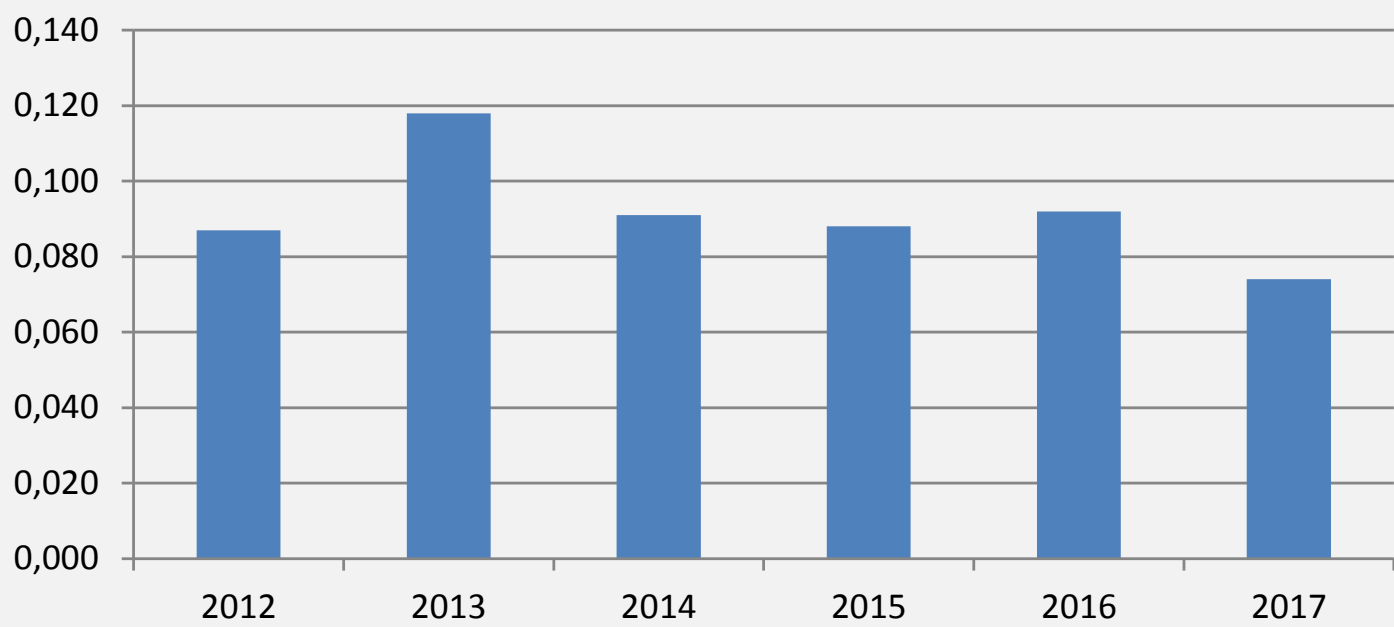
GHE - Glass House Effect



ENERGYEFFICIENCY (MWh/pc)

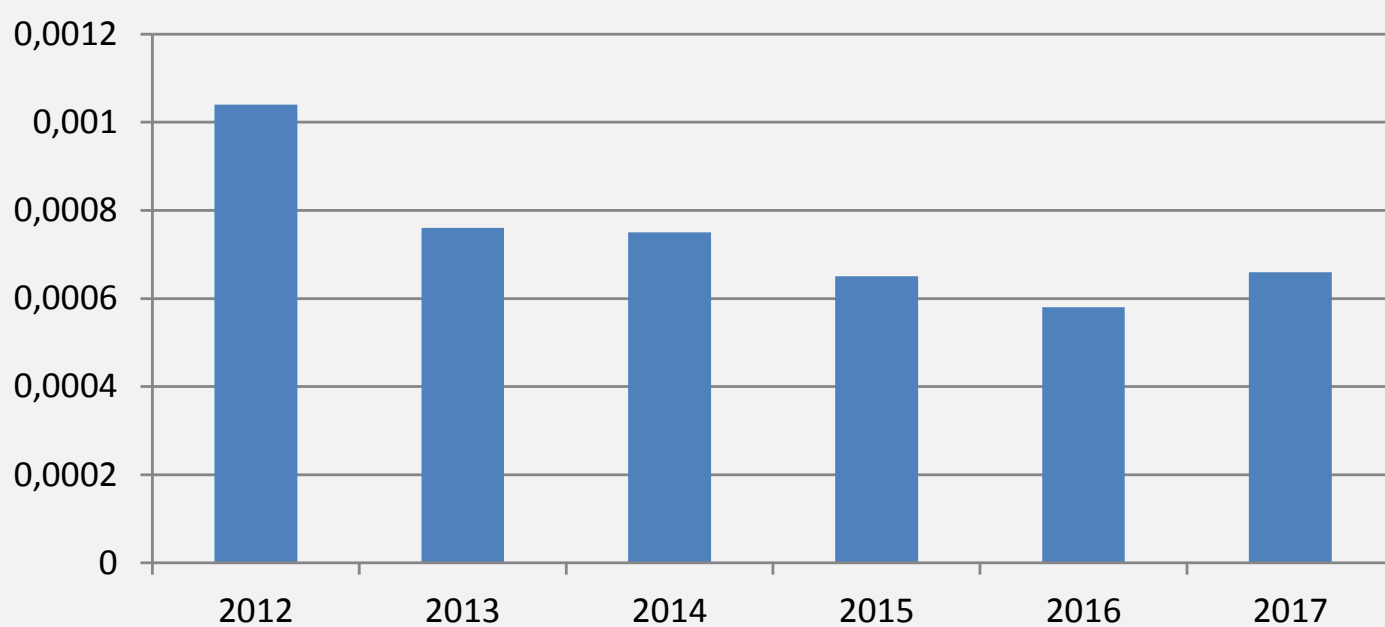


WASTEINTENSITY (kg/pc)



Compared to the number of products sold what proportion of the amount of waste generated .

EMISSIONINTENSITY (tCO2/pc)



Compared to the number of products sold what proportion of our emissions tCO2.