

# ENVIRONMENTAL PERFORMANCE KPI - 2018

## ENERGYEFFICIENCY INDICATOR:

Overall direct energy consumption:	MWh/year	211,2
Overall yearly outcome:	pc/year	115638
Energyefficiency:	MWh/pc	0,00183

## WASTEINTENSITY INDICATOR:

Total annual waste amount:	t/year	7,87
Total annual hazardous waste amount:	t/year	0,14
Overall yearly outcome:	pc/year	115638
Wasteintensity - all waste:	kg/pc	0,068
Wasteintensity - hazardous waste:	kg/pc	0,00121

## SPECIFIC WATER USE INDICATOR:

Average water use:	m <sup>3</sup> /month	42,5
Average employee number:	head/month	56
Specific water use:	m <sup>3</sup> /head	0,759

## EMISSIONINTENSITY INDICATOR:

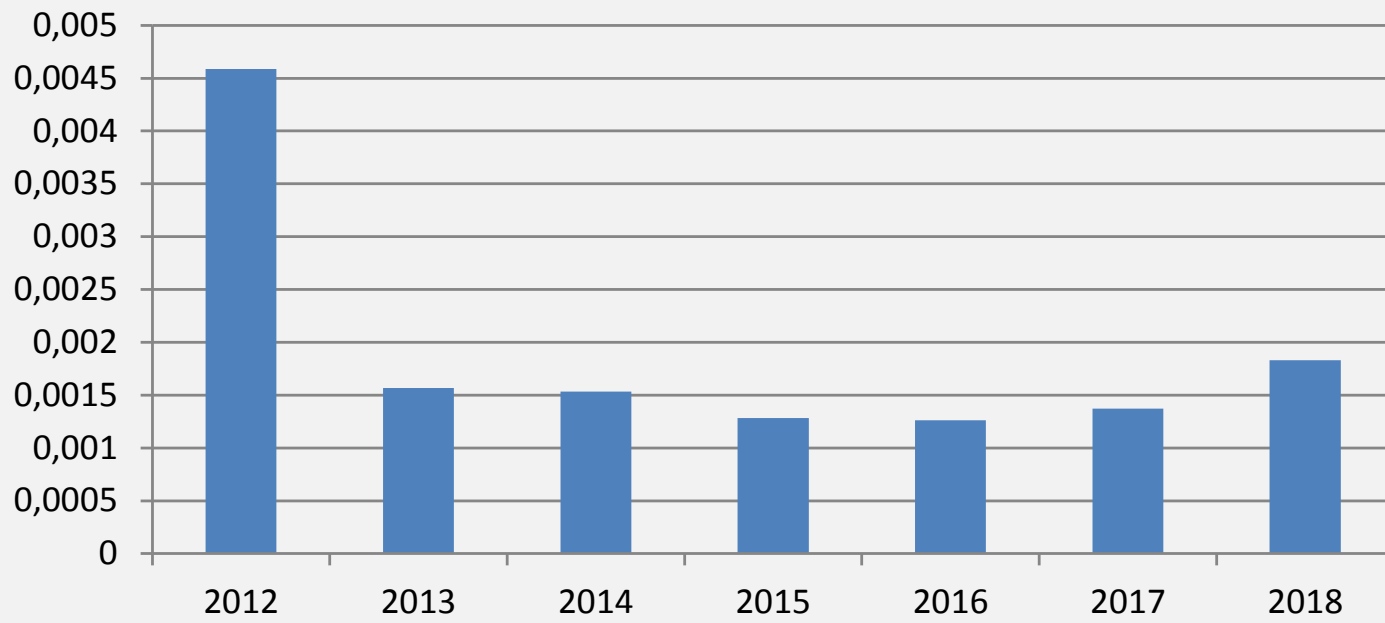
Total GHE outcome:	t CO <sub>2</sub> /year	93,55
Overall yearly outcome:	pc/year	115638
Emissionintensity:	t CO <sub>2</sub> /pc	0,00081

GHE - Glass House Effect

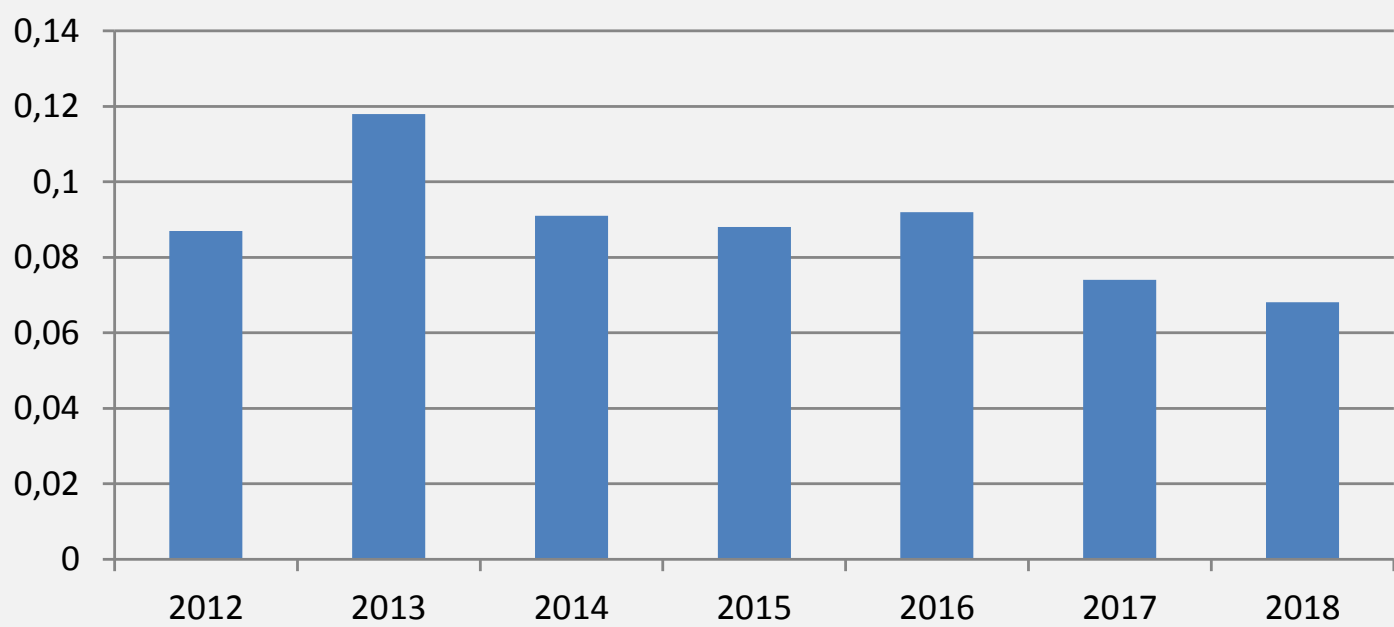




## ENERGYEFFICIENCY (MWh/pc)

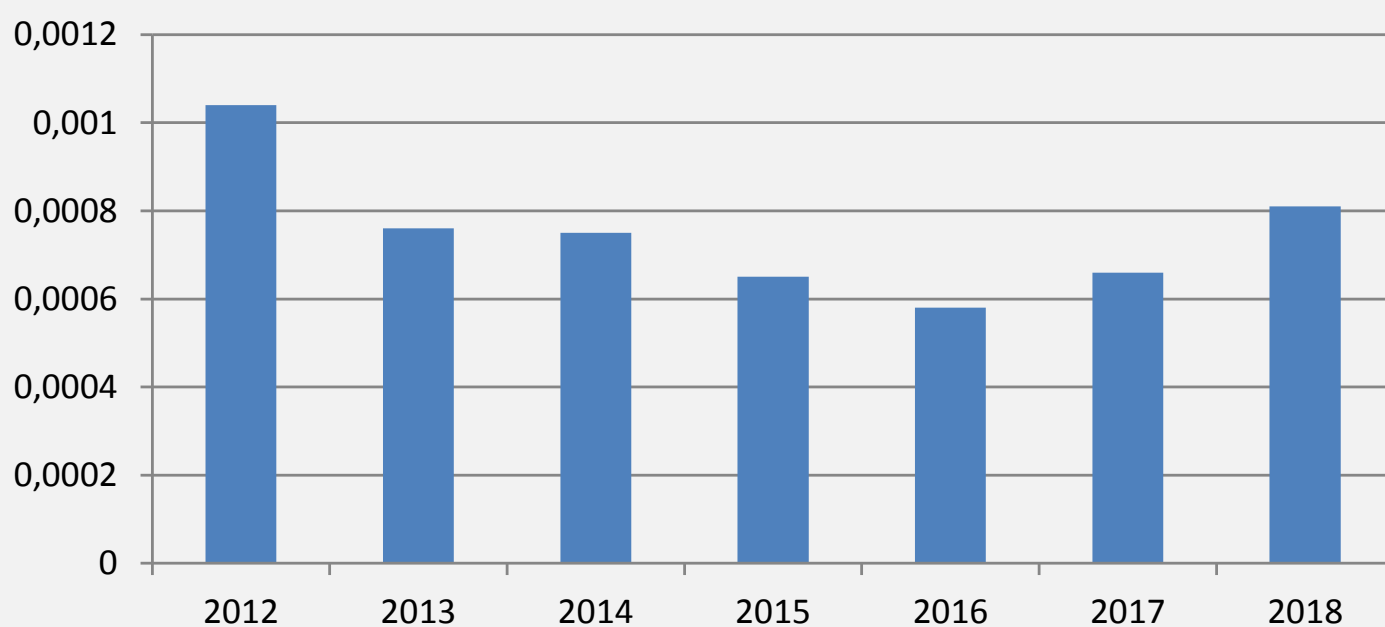


## WASTEINTENSITY (kg/pc)



Compared to the number of products sold what proportion of the amount of waste generated .

## EMISSIONINTENSITY (tCO2/pc)



Compared to the number of products sold what proportion of our emissions tCO2.